

Course Number/Section/Title: PA 5221-001  
Instructor: Peter Brown  
Term and Year: Spring 2015

### *Course Feedback*

1) **Please rate your overall experience in this course.**  
on a 4.0 scale (This score is the mean of the individual scores for students who responded to this question.)

4) 13                      3) 4                      2) 0                      1) 0                      = 3.76

2) **What are the strengths of the course?**

- Practical skills, valuable problem solving, good discussion, exposure to professionals
- Comprehensive overview of the subject made real
- Real world skills, entertaining professor, interesting case studies
- Great structure – started with a base and applied it towards the end
- Practical, real life experience and skills, meeting people in industry
- Real life examples of real estate development. Great case studies that make you understand the numbers.
- Great connections with practitioners. Good mix of lecture and participation.
- Variety in assignments
- Connected topics to the real world, learned a lot of job skills
- Class approached practical skill acquisition and pretty fantastic guest speakers
- Very different from other Humphrey courses, very tangible and applicable
- Well-paced
- Guest speakers

3) **How could this course be improved?**

- More role-play or group work. More application for planners
- Less PowerPoints about soft skills of developers, maybe have us interview a developer instead
- Feedback on later assignments was lacking
- Meet twice a week vs. just once
- More handholding through proformance development. Things got complicated and I was unsure.
- More instructor feedback on case studies and how to approach them
- I would appreciate more skills. Walk through Excel.

4) **Please comment on the reading material used in this course.**

- HBS case studies are great
- Interesting and illustrative
- Very informative chapters
- Very helpful, straight forward, instructive

- Perfect, not too much but relevant. Case studies are hard but meaningful and taught the material like no other way could.
- Well written and accessible

### **Instructor Feedback**

**5) Name of Instructor #1: Peter Brown**

**What are the strengths of Instructor #1**

- Enthusiastic, knowledgeable
- Engaging, experienced, funny, energetic, authentic, creative, practical
- Great lectures – interesting stories that matched well with the course subject
- Excellent, insightful, so smart, approachable, realistic, helpful, humorous
- Able to appeal to multiple learning styles
- Dynamic speaker, great at explaining things
- Personable, his style of teaching

**How could Instructor #1 improve the delivery of the course?**

- Allow/encourage more questions/interactions with guest panels
- More focus on profomia development
- More feedback on assignments
- Maybe have another case study or at least review one in class closer to final exam
- Provide Excel spreadsheets of solutions on case studies.
- More emphasis on the hard skills, and should grade more assignments

### **Diversity**

**7) The instructor in this class facilitated an environment that encouraged an exchange of diverse perspectives and opinions during class discussions.**

On a 4.0 scale (This score is the mean of the individual scores for students who responded to this question.)

4) 12                      3) 4                      2) 1                      1) 0                      = 3.65

**8) This class has helped prepare me to work effectively in a diverse society.**

On a 4.0 scale (This score is the mean of the individual scores for students who responded to this question.)

4) 9                              3) 7                              2) 1                              1) 0                              = 3.47

**9) Additional course comments:**

- Best course I've taken at Humphrey!
- So thankful I took this course!
- Best course of my degree program. Thank you!
- One of my favorite courses.



# SRT Individual Report for PA 5221 001 Priv Sect Developmt (Peter Brown) - Spring 2015

## Student Rating of Teaching - Spring 2015 (New Form)

Project Audience 23

Responses Received 15

Response Ratio 65.22%

### Report Comments

Office of Measurement Services

Phone: 612.626.0006

Fax: 612.624.1336

879 29th Ave. S.E. Room 103

Minneapolis, MN 55414

<http://oms.umn.edu>

[eval@umn.edu](mailto:eval@umn.edu)

©2015 Regents of the University of Minnesota. All rights reserved.

The University of Minnesota is an equal opportunity educator and employer.

**Creation Date** Tue, Jul 28, 2015

## Letter from the Director

In April 2014, the University Senate approved the updated Student Rating of Teaching (SRT) form. The SRT is expected to improve how teaching is assessed by students and help instructors better understand how they can improve their teaching. The SRT results are linked to the University's Student Learning Outcomes (<http://www.slo.umn.edu>).

The updated Student Rating of Teaching is divided into two major sections and two supplemental questions:

- Section 1: Instructor Ratings - This section contains five questions for students to rate their instructor and an open-ended question: "What did the instructor do that most helped your learning?"
- Section 2: Course Ratings - This section contains six questions for students to rate their course and an open-ended question: "What suggestions do you have for improving this course?"
- Supplemental Questions
  - Did you take this course because it was required or was an elective?
  - How would you rate the physical environment in which you take this class, especially the classroom facilities, including your ability to see, hear, concentrate and participate?

Included in this report are summary statistics for the five Instructor items, the six Course items and the two Supplemental items. If students were administered the online version of the SRT, their specific responses to the open-ended questions are also provided with this summary report.

Beginning Spring Semester 2015, SRT reports will be generated regardless of class size and provided to instructors and Department Chairs/Heads. Please be aware that reports based on small sample sizes need to be interpreted with caution.

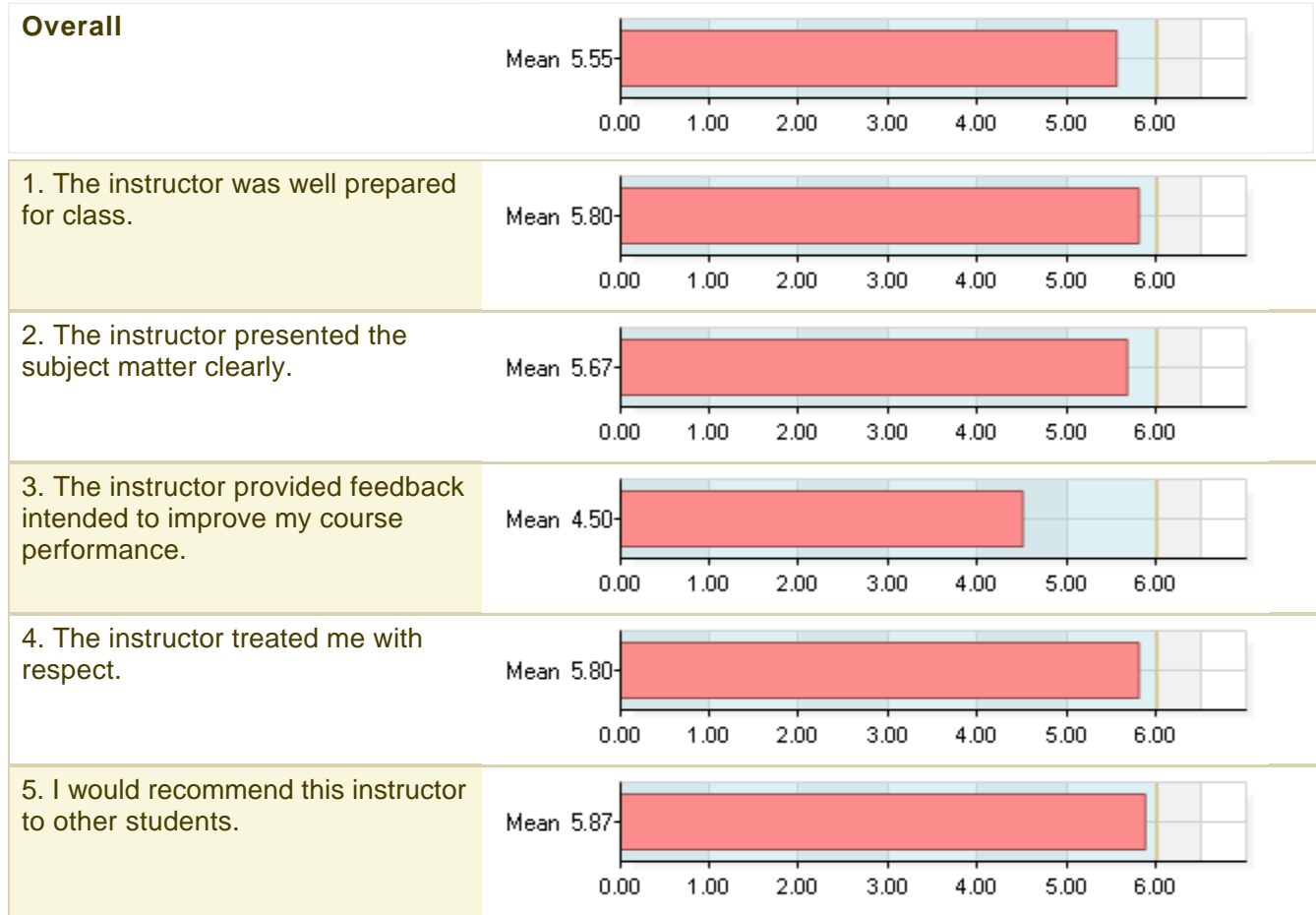
For a fuller interpretation of the items and suggestions for improving instruction, please refer to the SRT User's Manual. This Manual, as well as other very useful SRT information, may be found at the SRT website: <http://oms.umn.edu/srt>. For an updated list of training resources, workshops and other sources for instructional support, you may also contact the Center for Teaching and Learning (CTL) (<http://www1.umn.edu/ohr/teachlearn>).

Thank you.



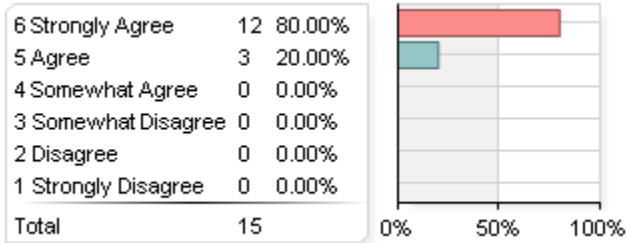
Thomas E. Dohm, Ph.D.

**Instructor Items Carefully read each statement and select a response: - Score**



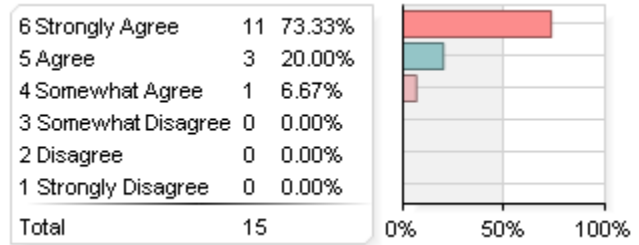
**Instructor Items Carefully read each statement and select a response: - Frequency**

1. The instructor was well prepared for class.



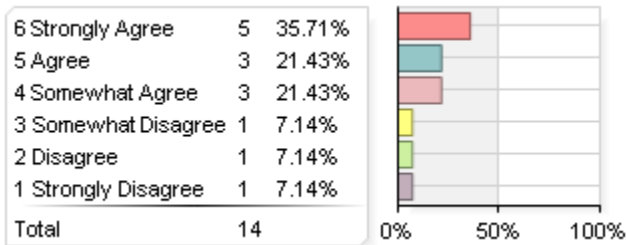
Statistics	Value
Mean	5.80
Median	6.00
Standard Deviation	+/-0.41

2. The instructor presented the subject matter clearly.



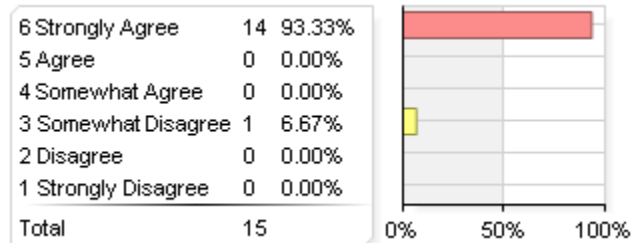
Statistics	Value
Mean	5.67
Median	6.00
Standard Deviation	+/-0.62

3. The instructor provided feedback intended to improve my course performance.



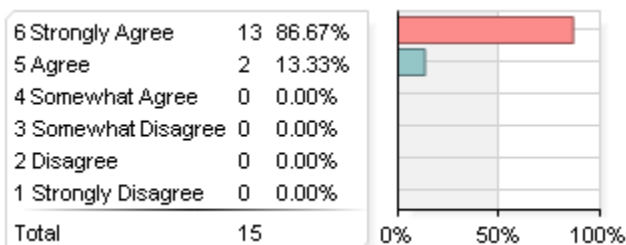
Statistics	Value
Mean	4.50
Median	5.00
Standard Deviation	+/-1.61

4. The instructor treated me with respect.



Statistics	Value
Mean	5.80
Median	6.00
Standard Deviation	+/-0.77

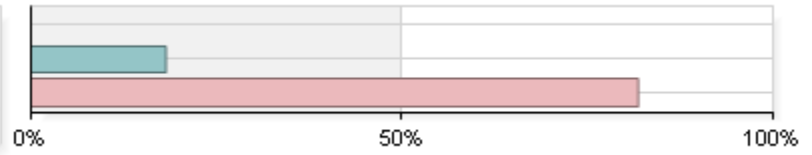
5. I would recommend this instructor to other students.



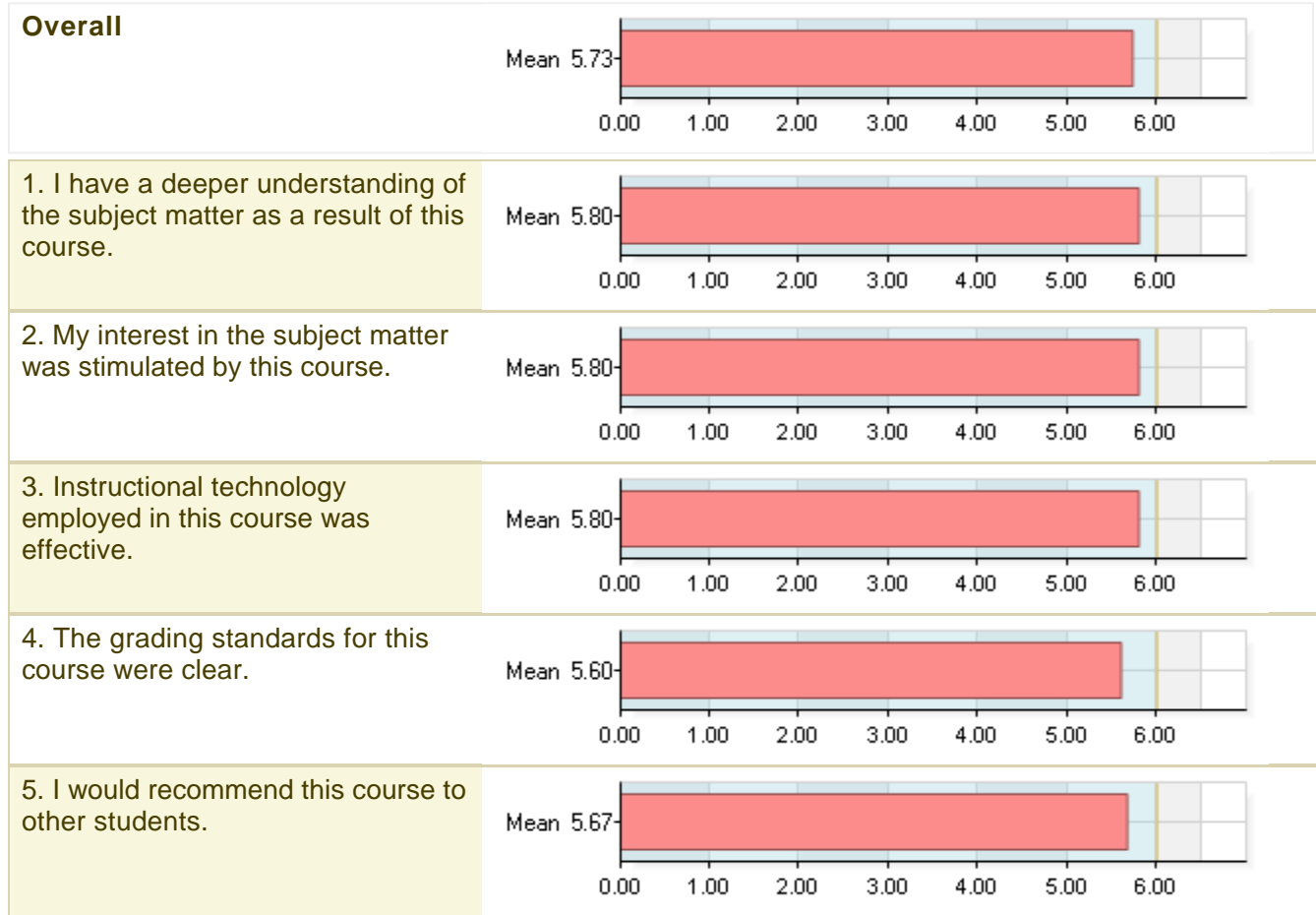
Statistics	Value
Mean	5.87
Median	6.00
Standard Deviation	+/-0.35

**Did you take this course because it was required or was it an elective?**

Required	0	0.00%
Required, but one of several choices	2	18.18%
Elective	9	81.82%
Total	11	



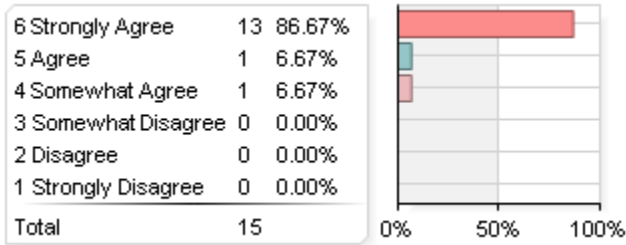
**Course Items Carefully read each statement and select a response: - Score**





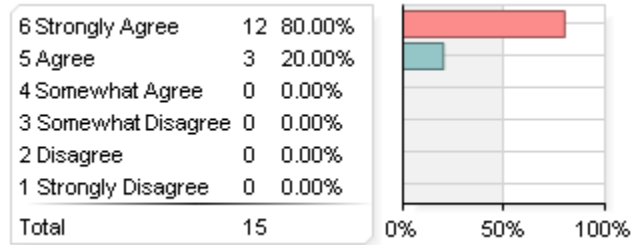
**Course Items Carefully read each statement and select a response: - Frequency**

1. I have a deeper understanding of the subject matter as a result of this course.



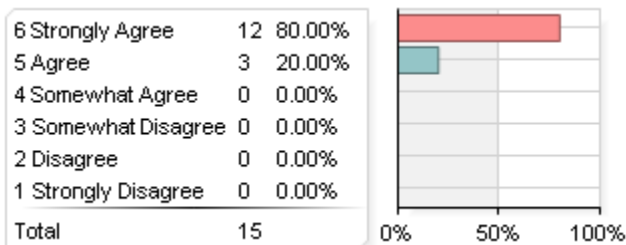
Statistics	Value
Mean	5.80
Median	6.00
Standard Deviation	+/-0.56
Standard Error (base on PSD)	+/-0.14

2. My interest in the subject matter was stimulated by this course.



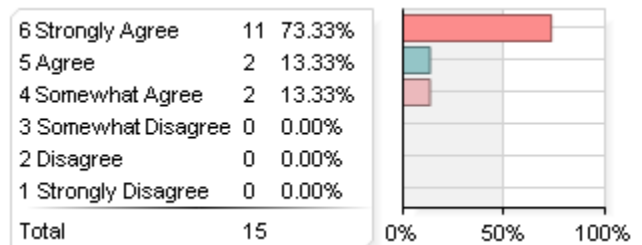
Statistics	Value
Mean	5.80
Median	6.00
Standard Deviation	+/-0.41
Standard Error (base on PSD)	+/-0.10

3. Instructional technology employed in this course was effective.



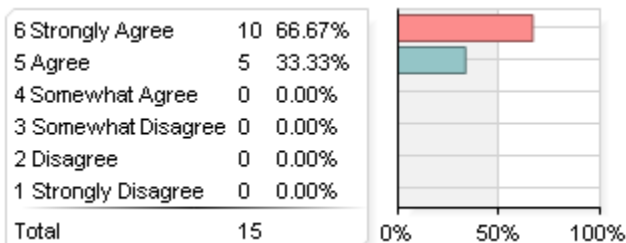
Statistics	Value
Mean	5.80
Median	6.00
Standard Deviation	+/-0.41
Standard Error (base on PSD)	+/-0.10

4. The grading standards for this course were clear.



Statistics	Value
Mean	5.60
Median	6.00
Standard Deviation	+/-0.74
Standard Error (base on PSD)	+/-0.18

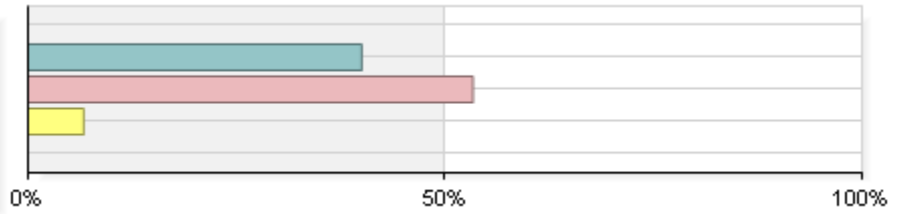
5. I would recommend this course to other students.



Statistics	Value
Mean	5.67
Median	6.00
Standard Deviation	+/-0.49
Standard Error (base on PSD)	+/-0.12

**Approximately how many hours per week do you spend working on homework, reading, and projects for this course?**

0-2 hours per week	0	0.00%
3-5 hours per week	6	40.00%
6-9 hours per week	8	53.33%
10-14 hours per week	1	6.67%
15 hours per week or more	0	0.00%
Total	15	



**How would you rate the physical environment in which you take this class, especially the classroom facilities, including your ability to see, hear, concentrate and participate?**

Exceptional	7	1	11.11%
6	3	33.33%	
5	4	44.44%	
Satisfactory	4	1	11.11%
3	0	0.00%	
2	0	0.00%	
Very poor	1	0	0.00%
Total	9		

