



SRT Individual Report for PA 5221 001 Priv Sect Developmt (Peter Brown) - Spring 2013

Student Rating of Teaching - Spring 2013

Project Audience 23

Responses Received 21

Response Ratio 91.30%

Report Comments

Office of Measurement Services

Phone: 612.626.0006

Fax: 612.624.1336

879 29th Ave. S.E. Room 103

Minneapolis, MN 55414

<http://oms.umn.edu>

eval@umn.edu

©2013 Regents of the University of Minnesota. All rights reserved.

The University of Minnesota is an equal opportunity educator and employer.

Creation Date Thu, Jul 20, 2017



Letter from the Director

In December of 2007 the Faculty Senate unanimously approved the updated Student Rating of Teaching (SRT) form. The SRT is expected to improve how teaching is assessed by students and help instructors better understand how they can improve their teaching. The SRT results are linked to the University's Student Learning Outcomes (<http://www.slo.umn.edu>).

Included in this report are summary statistics for the Faculty Senate approved six core items as well as demographic and Student Release items. Specific responses to the open-ended questions are provided with this summary report. Please note if your class had fewer than five students responding, no report will be generated.

Since the SRT has a set of student release (SR) items, all faculty members need to indicate whether or not they are willing to release the results of these items to ONESTOP for students to view. If you have not already done so, please go to <http://z.umn.edu/srtsrperm> to inform whether or not you wish to allow the release of these items to students.

For a fuller interpretation of the items and suggestions for improving instruction, please refer to the SRT User's Manual which may be found at: <http://oms.umn.edu/srt>. For an updated list of training resources, workshops and other sources for instructional support, you may also contact the Center for Teaching and Learning (CTL) (<http://www1.umn.edu/ohr/teachlearn>).

Thank you.



Thomas E. Dohm, Ph.D.

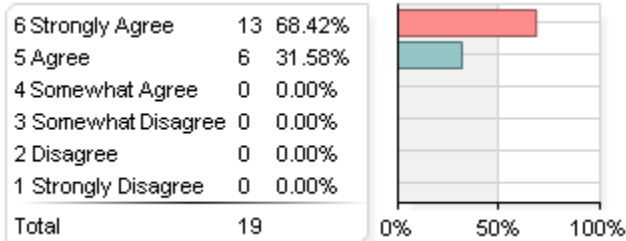
Director and Senior Psychologist
Office of Measurement Services

Carefully read each statement and select a response: - Score

Overall	
1. The instructor was well prepared for class.	
2. The instructor presented the subject matter clearly.	
3. The instructor provided feedback intended to improve my course performance.	
4. The instructor treated me with respect.	
5. I have a deeper understanding of the subject matter as a result of this course.	
6. My interest in the subject matter was stimulated by this course.	

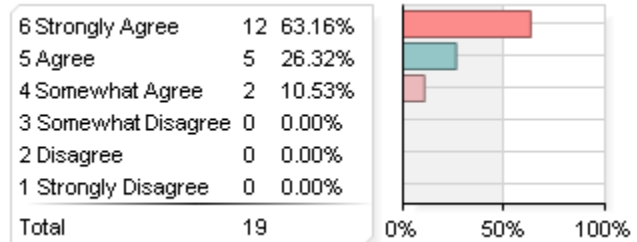
Carefully read each statement and select a response: - Frequency

1. The instructor was well prepared for class.



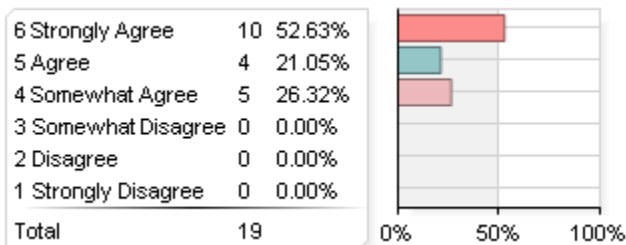
Statistics	Value
Mean	5.68
Median	6.00
Standard Deviation	+/-0.48

2. The instructor presented the subject matter clearly.



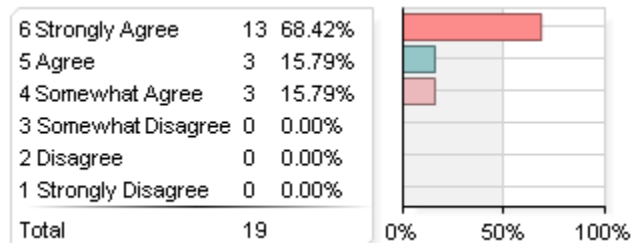
Statistics	Value
Mean	5.53
Median	6.00
Standard Deviation	+/-0.70

3. The instructor provided feedback intended to improve my course performance.



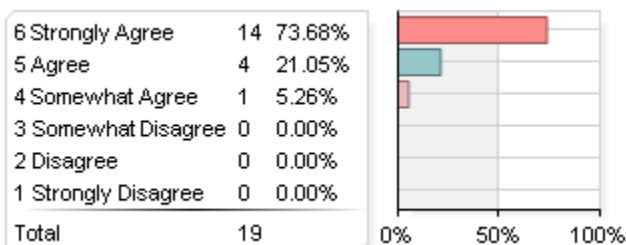
Statistics	Value
Mean	5.26
Median	6.00
Standard Deviation	+/-0.87

4. The instructor treated me with respect.



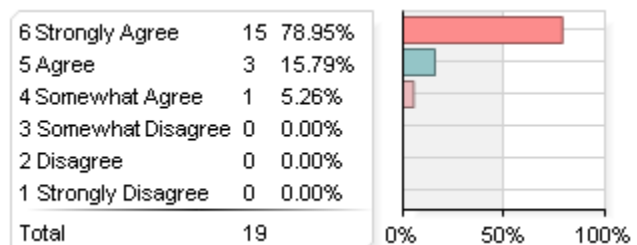
Statistics	Value
Mean	5.53
Median	6.00
Standard Deviation	+/-0.77

5. I have a deeper understanding of the subject matter as a result of this course.



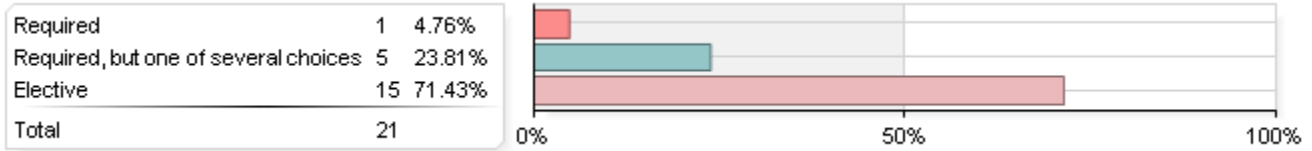
Statistics	Value
Mean	5.68
Median	6.00
Standard Deviation	+/-0.58

6. My interest in the subject matter was stimulated by this course.

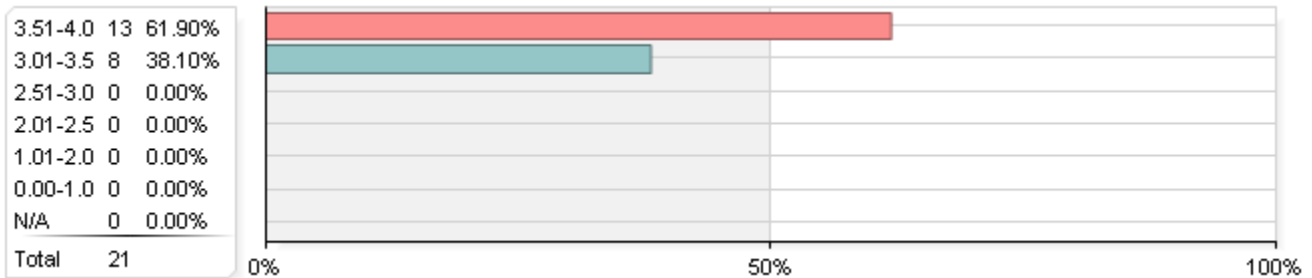


Statistics	Value
Mean	5.74
Median	6.00
Standard Deviation	+/-0.56


Did you take this course because it was required or was it an elective?



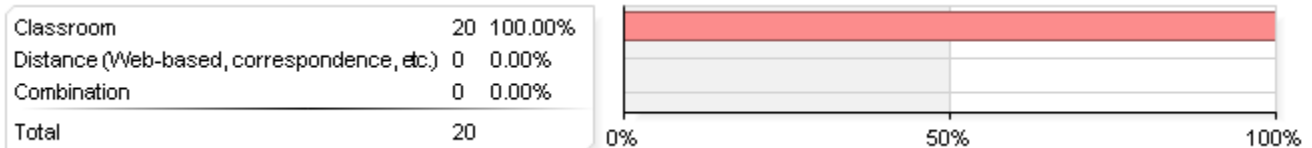
Cumulative grade point average (through last term):



Year in school:



Primary way in which the course was delivered:

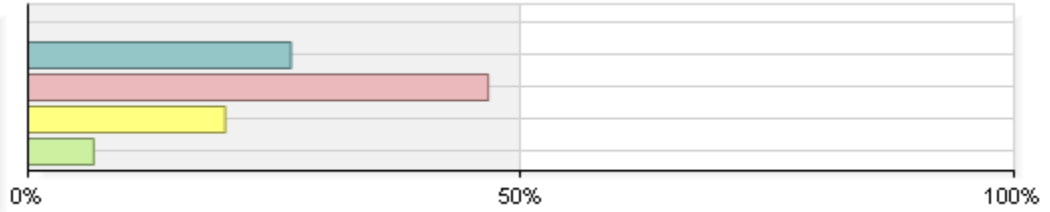


Is this course in your major?



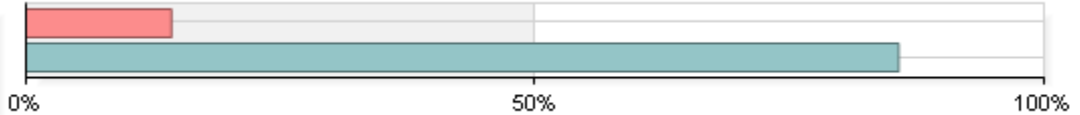
Age:

20 or less	0	0.00%
21-25	4	26.67%
26-30	7	46.67%
31-40	3	20.00%
41 or older	1	6.67%
Total	15	



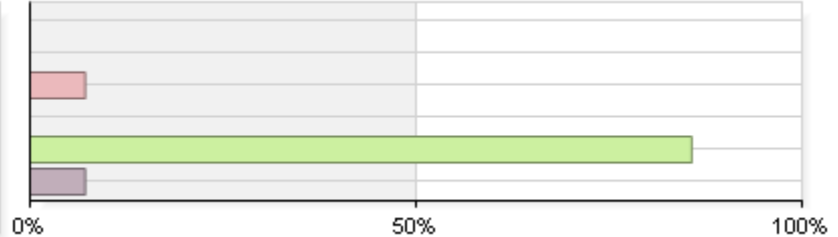
Gender:

Female	2	14.29%
Male	12	85.71%
Total	14	




Ethnic background:

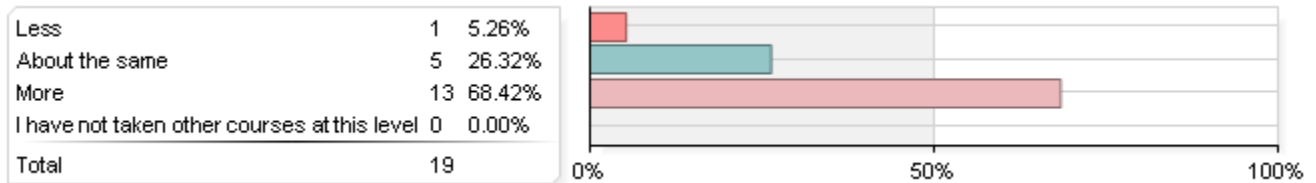
African-American	0	0.00%
American Indian or Alaska Native	0	0.00%
Asian or Pacific Islander	1	7.14%
Chicano/Latino/Hispanic	0	0.00%
Caucasian	12	85.71%
Other	1	7.14%
Total	14	



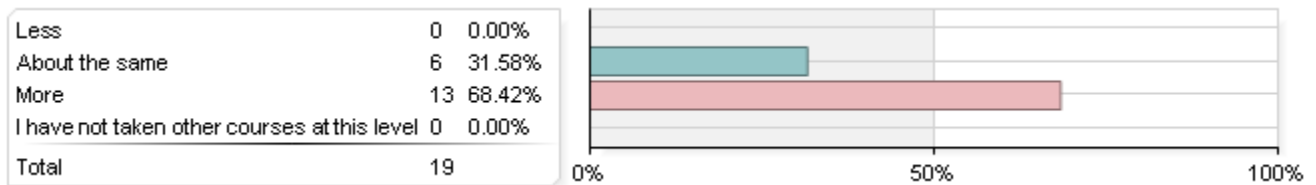
Approximately how many hours per week do you spend working on homework, reading, and projects for this course?



Compared to other courses at this level, the amount I have learned in this course is:



Compared to other courses at this level, the difficulty of this course is:



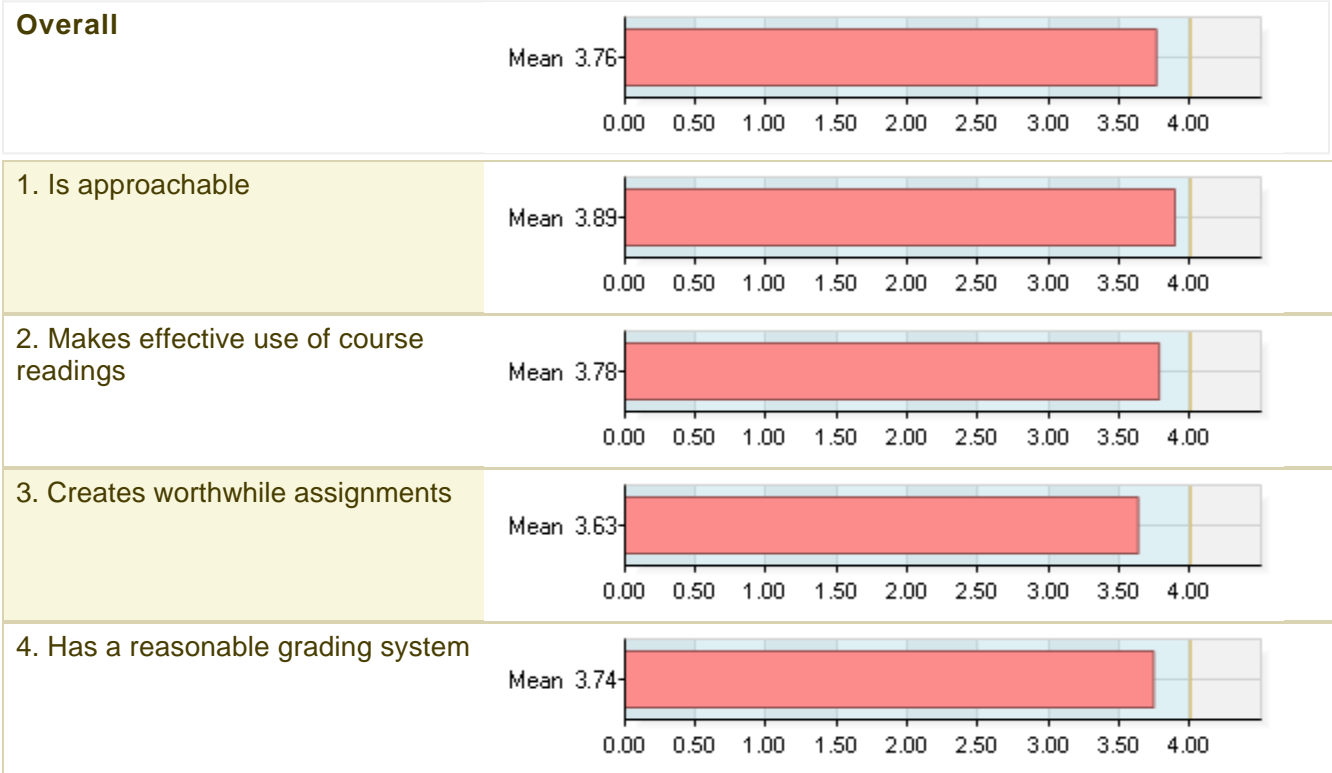
I would recommend this course to other students.



I would recommend this instructor to other students.

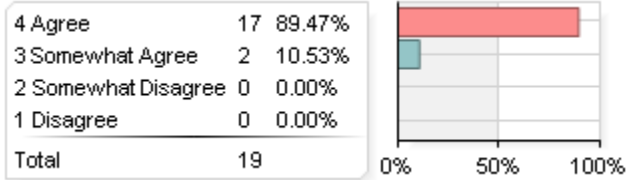


Rate your instructor in terms of the following characteristics: - Score



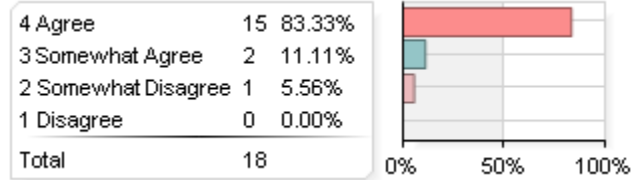
Rate your instructor in terms of the following characteristics: - Frequency

1. Is approachable



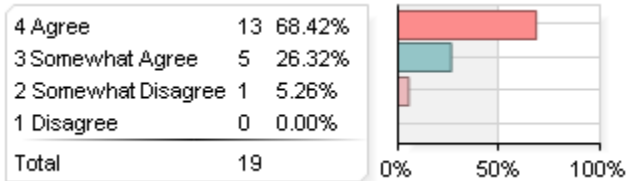
Statistics	Value
Mean	3.89
Median	4.00
Standard Deviation	+/-0.32

2. Makes effective use of course readings



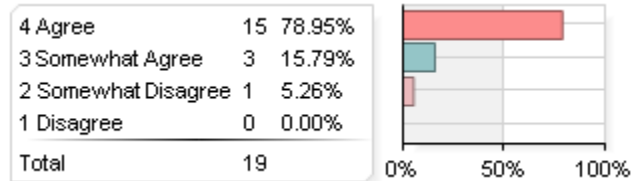
Statistics	Value
Mean	3.78
Median	4.00
Standard Deviation	+/-0.55

3. Creates worthwhile assignments



Statistics	Value
Mean	3.63
Median	4.00
Standard Deviation	+/-0.60

4. Has a reasonable grading system



Statistics	Value
Mean	3.74
Median	4.00
Standard Deviation	+/-0.56

How would you rate the physical environment in which you take this class, especially the classroom facilities, including your ability to see, hear, concentrate and participate?

Exceptional	7	38.89%
6	5	27.78%
5	3	16.67%
Satisfactory	2	11.11%
3	1	5.56%
2	0	0.00%
Very poor	1	0.00%
Total	18	

