

# EXPRESS SHUTTERS

## LIGHT CONTROL

shutters offer optimum light control, allowing the perfect amount of light into your room; keep light to a minimum by closing all the louvres or enable light to flow freely through open louvres and panels.

---

## PRIVACY

Your choice of shutter style allows you to enhance your privacy without sacrificing natural light flow by operating the louvres for the top and bottom panels independently. Choosing a café style shutter enables you to have privacy to the bottom half of the window whilst facilitating full light flow through the upper section of the window.

---

## INSULATION

shutters are the perfect way to regulate temperature, the insulation properties of a framed shutter creates a barrier to the cool outside air entering the room through the window, whilst a white shutter reflects the heat from the sun's rays in the warmer months.

---

## HANDCRAFTED FOR YOU

Each shutter is carefully handcrafted in the UK allowing you to enjoy your Hampton shutters bespoke to your window measurements and window style within a 2-3 week manufacturing lead time. This express service enables you to enjoy your luxurious shutters sooner.





- Faux wood shutters are manufactured from high quality HS poly vinyl
- Available in 18 colours: 2 whites and 16 colours to enhance the beauty of your interior.
- 3 louvre sizes; 63mm, 76mm and 89mm.
- Suitable for most window designs - durable and waterproof.
- Superior insulation values.
- Custom colour is available.
- 10 year-warranty.

## CHOOSE YOUR DESIGN

---



All shutters are available in 63mm, 76mm and 89mm





TIER ON TIER



FULL HEIGHT

All shutters are available in 63mm, 76mm and 89mm

## CHOOSE YOUR LOUVRE SIZE

---

There are 3 louvre sizes to choose from:  
**63mm, 76mm, and 89mm.**



63<sub>mm</sub>



76<sub>mm</sub>

All louvre sizes are available in each shutter style





89<sub>mm</sub>

All louvre sizes are available in each shutter style

# SHUTTER FRAMES

Choose from the refined selection of shutter frames to enhance the finer details of your hand-crafted shutter.

## L FRAME


Frame fitted on or close to edge of window recess.

## Z FRAME

Frame is fitted at edge of window recess with architrave covering front face of the wall.

## DECO FRAME


Frame fitted to the wall. Used for tilt and turn windows, opening inwards.



# CHOOSE YOUR SHUTTER STILE

In line with your choice of shutter frame, the style of panel closure will allow you to perfect your Hampton Shutter.

## ASTRAGAL STILE



The vertical sides of the panel are designed to cover the light gap, where 2 panels meet. The small lip offers superior light control.

## RABBET STILE



The vertical sides of the panel have a channel and groove which interconnect to the opposing stile, creating the traditional shutter look.



# LOUVRE OPERATION

---

Operate your shutter louvres by:

## CENTRAL TILT



Centre tilt rod adds an additional feature to your shutter panels.

## CLEARVIEW




Clearview eliminates the use of a tilt rod, louvres in each panel are positioned through manoeuvring one louvre.




# COLOURS

---


Discover your perfect Hampton shutter colour. Your choice is made easier through meticulous colour hues, ranging from crisp whites, modern neutrals, dusky pinks, through to French blue and statement greys.




Vivid White



Silk White



Marble




Pebble



Porcini



Furrow



Delicacy



Bridal



Novell



Mulberry



Sage




Odessa



Ballad



Drift



Inox



Urbane



Goblin



Dakar

\*Disclaimer - All printed colours may vary. Please reference physical swatches when colour matching.



## CUSTOM COLOUR

---

Should our palette of colours not meet your requirements, simply send us a target sample to colour match.\*

\*Restriction of customer colours may apply.  
Due to the composition of Hampton HS poly vinyl,  
darker colours may not be viable.

colours and custom colour service  
are handcrafted and sprayed in the UK.

